

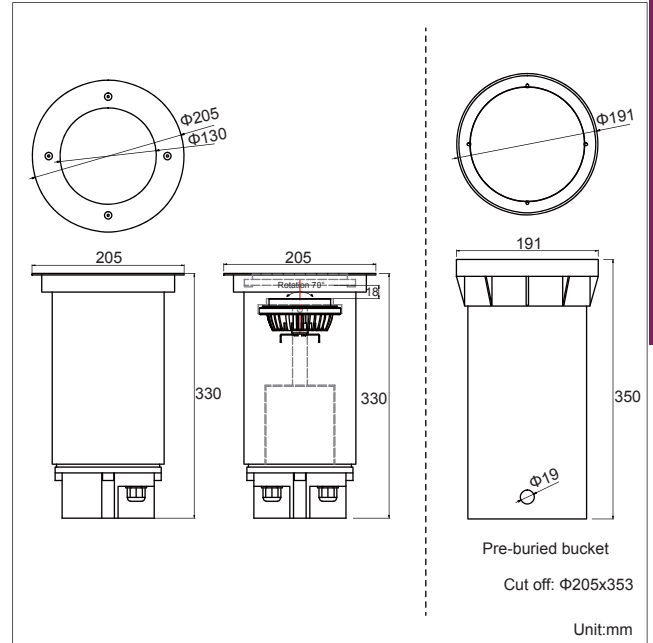
LED In-Ground Up-Light VRETA Series



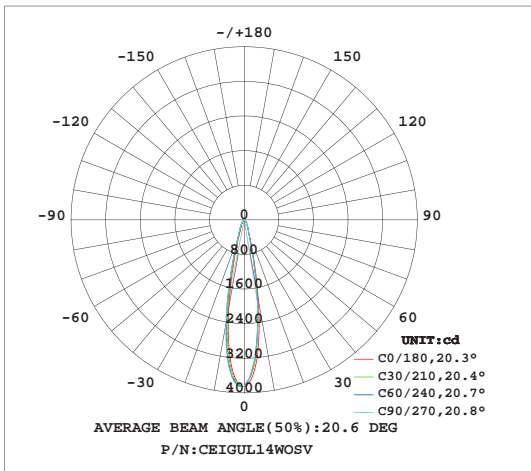
LED In-Ground Up-Light
VRETA Series



Product Dimensions:



Luminous Intensity Distribution Diagram:



Manufacturing Quality Standard:

- ISO 9001:2008

LED Luminaire Standard:

- EN/IEC 60598-1
- EN/IEC 60598-2-1
- EN/IEC 60598-2-2
- EN/IEC 60529
- EN/IEC 62471-2
- IEC 62612
- EN/IEC 60968
- IEC 62560
- EN/IEC 60061-1
- EN 13032-1
- EN 13032-2
- EN/IEC 62471

LED Module Standard:

- IEC 62031
- IEC 60838-2-2

SHARP

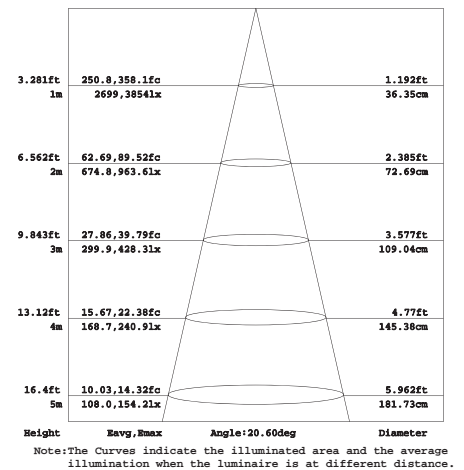
RoHS Standard:

- EPA3050B
- EN 1122B
- IEC 62321
- EPA3052
- EPA3060A
- EPA7196A
- EPA3540C
- EPA8270C

Electronic Driver Standard:

- EN/IEC 61347-1
- EN/IEC 61347-2-13
- EN/IEC 62384
- EN/IEC 61000-3-2
- EN/IEC 61000-3-3
- EN/IEC 61547
- EN 55015(CISPR 15)

Lux Distribution:



LED Light Photometric Standard:

- CIE; TM14; LM-75; IES; LDT; CEN; CIB

LED Luminaire Performance:

- IESNA LM-79-08
- IESNA LM-80-08
- Switching cycle:100,000x

Features:

- Excellent design in waterproof IP67
- 316# standard stainless steel frame and fastness part
- High pressure die-casting aluminum housing with tempered glass
- High Power efficiency (>0.85) and Power Factor (>0.9)
- Adjustable bracket for adjusting light distribution
- 12mm thickness tempered glass
- The power supply housing and LED is designed separately, good for maintenance
- PMMA optical level lens for light distribution
- Fire-resistant silicon seal gasket

Applications:

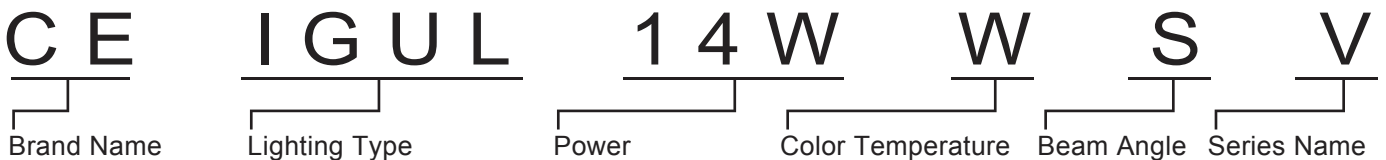
- Road
- Sculpture
- Walkway
- Park
- Clump
- Bridge



Specifications:

Power	14W
Input Voltage	AC 100~240V 50/60Hz
Beam Angle	14°/20°/36°/60°
Color Rendering Index	85
Luminaire Efficacy	* 55lm/w (2700K), * 65lm/w (3000K), * 72lm/w (4000K), * 78lm/w (5000K), * 80lm/w (6500K)
LED Source Efficacy	* 95lm/w (2700K), * 100lm/w (3000K), * 110lm/w (4000K), * 115lm/w (5000K), * 120lm/w (6500K)
Operating Temperature	-20~50°C
LED Sources	Sharp
Life Time	50,000 Hours at Ta=40°C
Operating Humidity	10%~90%RH
Finishing Materials	Aluminum and Tempered Glass
Body Color	Matt Black
RAL Color Code	9007
Net Weight	3.7kg

Ordering Part No.:



Brand Name	Lighting Type	Power	Color Temperature	Beam Angle	Series Name
CE:CELEX	IGUL:In-Ground-Up-Light	14W	O: 2700K W: 3000K N: 4000K D: 5000K C: 6500K	S:14° M:20° L: 36° X: 60°	V:VRETA Series