

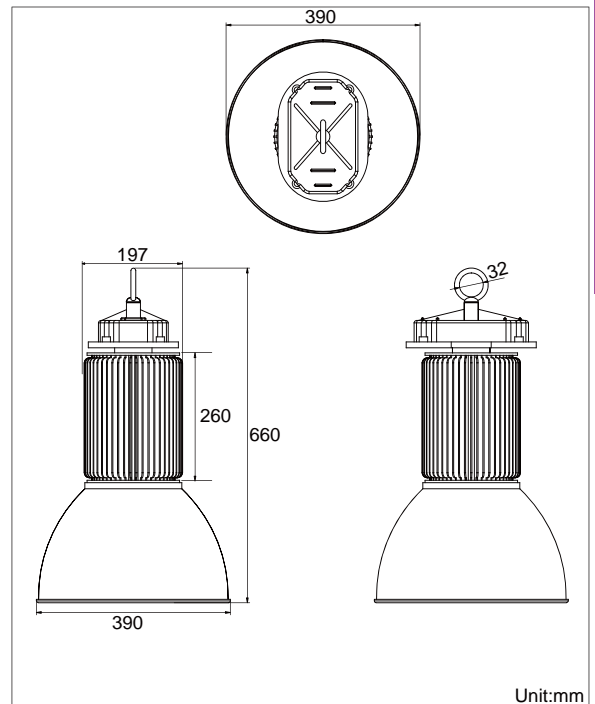
LED High Bay Light 150W TORPEDO Series



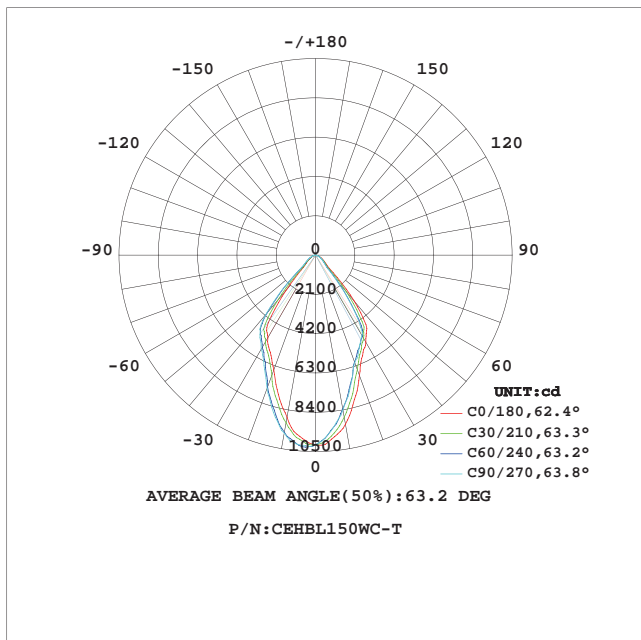
LED High Bay Light 150W




Product Dimensions:



Luminous Intensity Distribution Diagram:



Lux Distribution:



Note: The Curves indicate the illuminated area and the average illumination when the luminaire is at different distance.

Manufacturing Quality Standard:

- ISO 9001:2008

LED Luminaire Standard:

- EN/IEC 60598-1
- EN/IEC 60598-2-1
- EN/IEC 60598-2-2
- EN/IEC 60529
- EN/IEC 62471-2
- IEC 62612
- EN/IEC 60968
- IEC 62560
- EN/IEC 60061-1
- EN 13032-1
- EN 13032-2
- EN/IEC 62471

Electronic Driver Standard:

- EN/IEC 61347-1
- EN/IEC 61347-2-13
- EN/IEC 62384
- EN/IEC 61000-3-2
- EN/IEC 61000-3-3
- EN/IEC 61547
- EN 55015(CISPR 15)

LED Module Standard:

- IEC 62031
- IEC 60838-2-2

LED Light Photometric Standard:

- CIE; TM14; LM-75; IES; LDT; CEN; CIB

RoHS Standard:

- EPA3050B
- EN 1122B
- IEC 62321
- EPA3052
- EPA3060A
- EPA7196A
- EPA3540C
- EPA8270D

LED Luminaire Performance:

- LM-80-08
- Switching cycle:100,000x

Features:

- Can replace 250W high pressure sodium or 200W HID lamp
- Life time:50,000 hours
- Extremely light weight for safety use and installation
- Unique fin aluminium heatsink design for thermal management
- High power factor(0.95) and power efficiency(0.90) design
- Built-in constant current LED power supply with IP65
- Universal AC input / full range
- Power supply protections: Short circuit / over current / over voltage and temperature

Applications:

- Warehouse
- Production and logistic workshops
- Car park



Specifications:

Part No	CCT (K)	Average Beam Angle	CRI	Luminous Intensity (cd)	Luminaire Luminous Flux (lm)	Luminaire Efficacy (lm/w)	LED Source (lm)	Power (w)
CEHBL150WW-T	3000	63°	80	95000	10500	70	10500	150
CEHBL150WN-T	4000	63°	70	13000	12000	80	12000	150
CEHBL150WC-T	6500	63°	70	15000	13500	90	14400	150

General And Electrical Characteristics:

- Input Voltage:AC 90~264V 50/60Hz
- Power Factor:0.95
- Total Harmonic Distortion:15%
- Operating Temperature:-20~50°C
- Operation Humidity:10%~90%RH
- Life Time:50,000 Hours
- Body Color:Gray
- Finishing Materials:Aluminum and Polycarbonate
- LED Source:Philips Luxeon
- Net Weight:6.6kg

