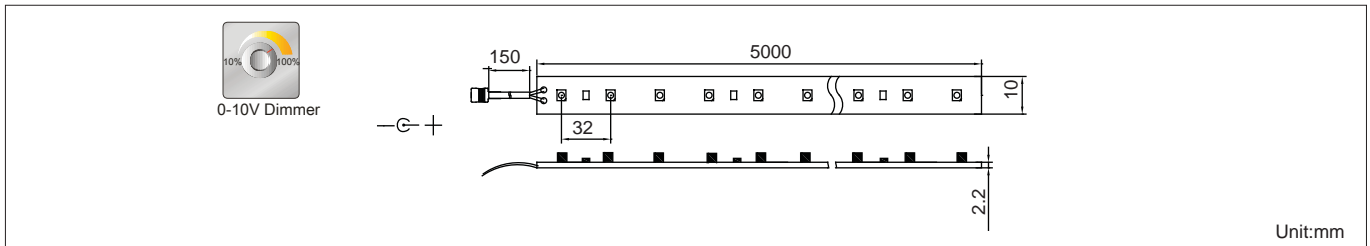
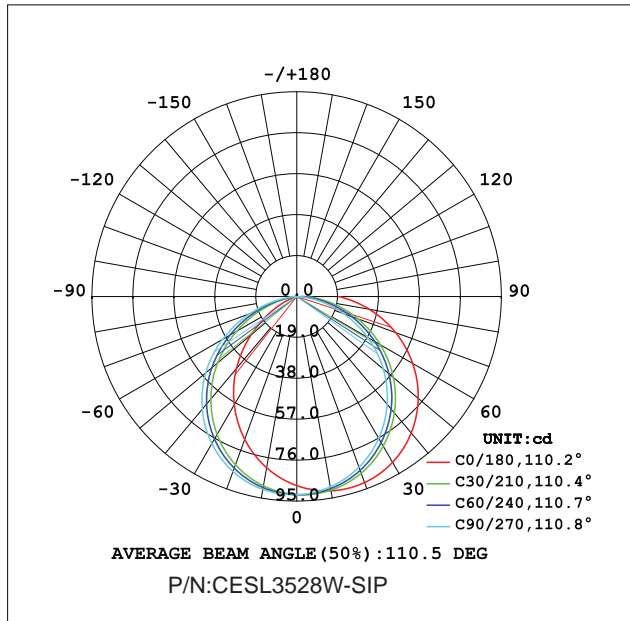




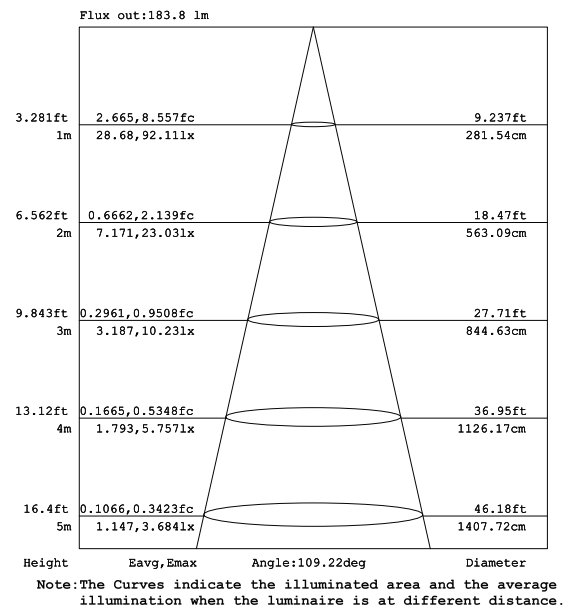
Product Dimensions:



Luminous Intensity Distribution Diagram:



Lux Distribution:



Manufacturing Quality Standard:

- ISO 9001:2008

LED Luminaire Standard:

- EN/IEC 60598-1
- EN/IEC 60598-2-1
- EN/IEC 60598-2-2
- EN/IEC 60529
- EN/IEC 62471-2
- IEC 62612
- EN/IEC 60968
- IEC 62560
- EN/IEC 60061-1
- EN 13032-1
- EN 13032-2
- EN/IEC 62471
- EN/IEC 60825
- EN 60061-1

Electronic Driver Standard:

- EN/IEC 61347-1
- EN/IEC 61347-2-13
- EN/IEC 62384
- EN/IEC 61000-3-2
- EN/IEC 61000-3-3
- EN/IEC 61547
- EN 55015(CISPR 15)

LED Module Standard:

- IEC 62031
- IEC 60838-2-2

RoHS Standard:

- EPA3050B
- EN 1122B
- IEC 62321
- EPA3052
- EPA3060A
- EPA7196A
- EPA3540C
- EPA8270D

LED Luminaire Performance:

- Switching cycle:100,000x

LED Light Photometric Standard:

- CIE; TM14; LM-75; IES; LDT; CEN; CIB

### Features:

- UV and IR free
- Excellent cooling system
- Green and eco-friendly without mercury
- Energy-saving

### Applications:

- Cove and contour
- Vehicle interiors
- Backlighting



### Specifications:

Part No	Color	LED Q'ty	Power Conx.	Flux/m	Flux/Roll	View Angle	Size
CESL3528W-SIP	3000±200K	30PCS/M	15W/Roll	150lm	750±50lm	140°±5°	5m/Roll
CESL3528N-SIP	4000±200K	30PCS/M	15W/Roll	158lm	790±50lm	140°±5°	5m/Roll
CESL3528C-SIP	6000±200K	30PCS/M	15W/Roll	170lm	850±50lm	140°±5°	5m/Roll
CESL3528R-SIP	Red (620-630nm)	30PCS/M	15W/Roll	50lm	250±30lm	140°±5°	5m/Roll
CESL3528Y-SIP	Yellow (584-595nm)	30PCS/M	15W/Roll	45lm	225±30lm	140°±5°	5m/Roll
CESL3528G-SIP	Green (512-530nm)	30PCS/M	15W/Roll	105lm	525±30lm	140°±5°	5m/Roll
CESL3528B-SIP	Blue (460-475nm)	30PCS/M	15W/Roll	25lm	125±30lm	140°±5°	5m/Roll
CESL3528RGB-SIP	RGB	30PCS/M	15W/Roll	90lm	450±30lm	140°±5°	5m/Roll

### Products Characteristic:

- Input Voltage: DC 12V
- Operating Temperature: -20°C~50°C
- Humidity: 0~95%
- Color: Yellow
- LED Life: 50,000 Hours (Ta=20°C)
- Materials: Silica Gel Cover
- LED Type: SMD3528
- Dimension: 5000\*10\*2.2mm



**Electric parameter**

Driving method Constant Voltage DC12V

**Wires & Series connection length**

Wires Input end connect two-core RW red and black wire, Red:VI+; Black:VI-

Stand length in serial connection 5M

Maximum length in serial connection <5M

**Fixed mode**

Screw

Double-sided adhesive 5000\*10mm,3M double side adhesive tape

**Dimming system connection**

Model:LT-393-5A

Input Voltage	Max Power
DC12V	180W
DC24V	360W

