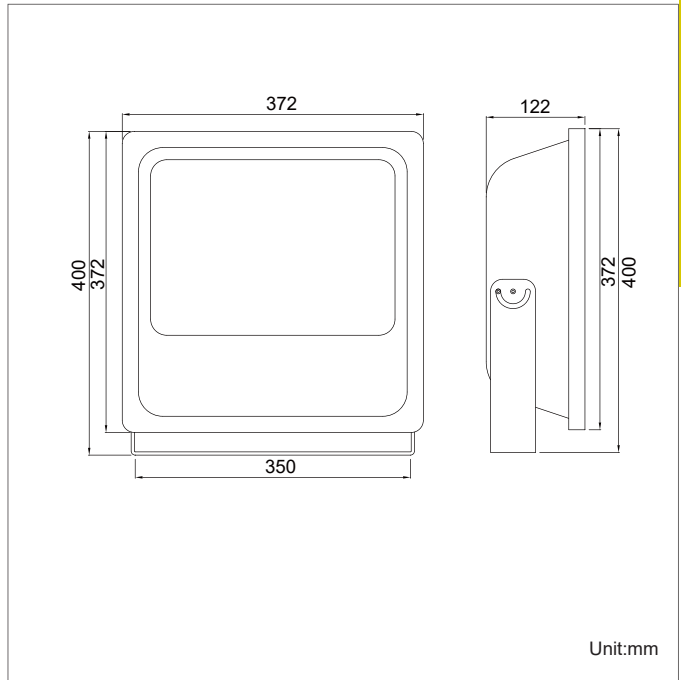
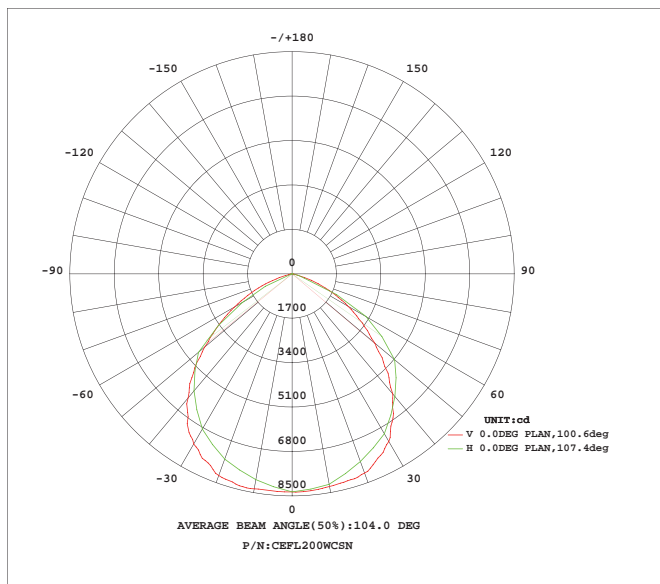




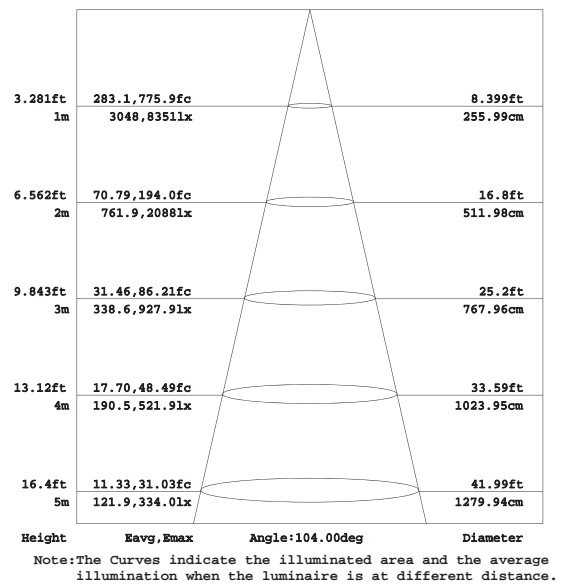
Product Dimensions:



Luminous Intensity Distribution Diagram:



Lux Distribution:



Manufacturing Quality Standard:

- ISO 9001:2008

LED Luminaire Standard:

- EN/IEC 60598-1
- EN/IEC 60598-2-1
- EN/IEC 60598-2-2
- EN/IEC 60529
- EN/IEC 62471-2
- IEC 62612
- EN/IEC 60968
- IEC 62560
- EN/IEC 60061-1
- EN 13032-1
- EN 13032-2
- EN/IEC 62471
- EN/IEC 60825
- EN 60061-1

Electronic Driver Standard:

- EN/IEC 61347-1
- EN/IEC 61347-2-13
- EN/IEC 62384
- EN/IEC 61000-3-2
- EN/IEC 61000-3-3
- EN/IEC 61547
- EN 55015(CISPR 15)

LED Module Standard:

- IEC 62031
- IEC 60838-2-2

LED Light Photometric Standard:

- CIE; TM14; LM-75; IES; LDT; CEN; CIB

RoHS Standard:

- EPA3050B
- EN 1122B
- IEC 62321
- EPA3052
- EPA3060A
- EPA7196A
- EPA3540C
- EPA8270D

LED Luminaire Performance:

- LM-80-08
- Switching cycle:100,000x

## Features:

- Anode oxidized 1060 aluminum heatsink fins and clear tempered glass with 93% transparent
- The entire housing coated by electrophoretic plait, excellent corrosion resistance
- Stainless steel screws and parts
- The symmetrical beam light distribution is suitable especially for the illumination of building
- Reflector made of anodized pure aluminum
- Protected against dust entry and water jets IP65
- High power factor (>0.95) and power efficiency design

## Applications:

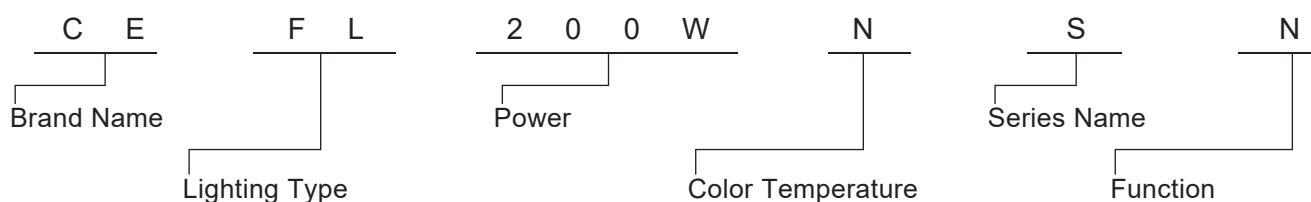
- Billboard and decorative lighting
- Outline of buildings
- Walls
- Bridges



## Specifications:

Power	200W
Input Voltage	AC 100-240V 50/60Hz
Power Factor	>0.95
Beam Angle	110°
Color Rendering Index	80
Luminaire Efficacy	90lm/w (3000K), 100lm/w (4000K), 110m/w (6500K)
LED Source Efficacy	130lm/w (3000K), 140lm/w (4000K), 150lm/w (6500K)
LED Source	PHILIPS LUMILEDS
Operating Temperature	-20°C-50°C
Life Time	50,000 Hours
Operating Humidity	0-99%RH
Finishing Materials	Aluminum and Tempered Glass
Body Color	Matte Black
RAL Color Code	RAL 9004
Net Weight	8.3kg

## Ordering Part No.:



Brand Name	Lighting Type	Power	Color Temperature	Series Name	Function
CE: CELEX	FL: Flood Light	200W	W: 3000K N: 4000K C: 6500K	S: SMARK Series	N: Switch In (ON / OFF) V: 1-10V Dimming