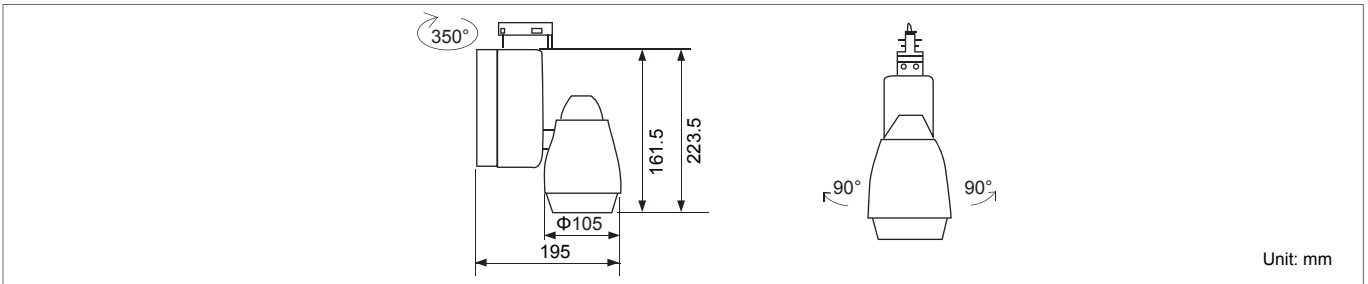
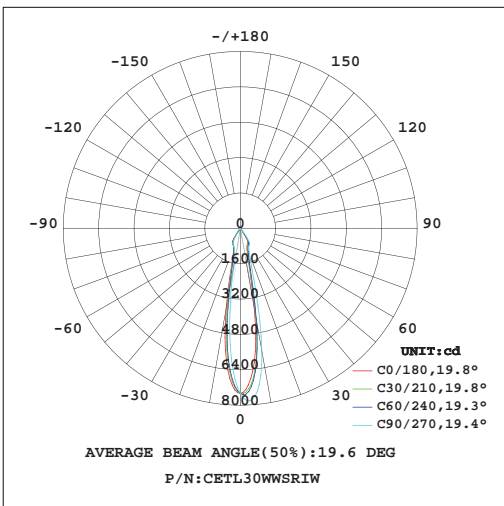





Product Dimensions:



Luminous Intensity Distribution Diagram:



Lux Distribution:



Manufacturing Quality Standard:

- ISO 9001:2008

LED Luminaire Standard:

- EN/IEC 60598-1
- EN/IEC 60598-2-1
- EN/IEC 60598-2-2
- EN/IEC 60529
- EN/IEC 62471-2
- IEC 62612
- EN/IEC 60968
- IEC 62560
- EN/IEC 60061-1
- EN 13032-1
- EN 13032-2
- EN/IEC 62471

Electronic Driver Standard:

- EN/IEC 61347-1
- EN/IEC 61347-2-13
- EN/IEC 62384
- EN/IEC 61000-3-2
- EN/IEC 61000-3-3
- EN/IEC 61547
- EN 55015(CISPR 15)

LED Module Standard:

- IEC 62031
- IEC 60838-2-2

LED Light Photometric Standard:

- CIE; TM14; LM-75; IES; LDT; CEN; CIB

RoHS Standard:

- EPA3050B
- EN 1122B
- IEC 62321
- EPA3052
- EPA3060A
- EPA7196A
- EPA3540C
- EPA8270C

LED Luminaire Performance:

- IESNA LM-79-08
- IESNA LM-80-08
- Switching cycle: 100,000x

Features:

- Static spray coating surface
- High Pressure die-casting aluminum housing
- Unique reflector lens design for precise light
- Built-in constant current LED power supply
- High power factor (0.9) and power efficiency (0.82) design
- Excellent CRI 82 for pure color reflection

Applications:

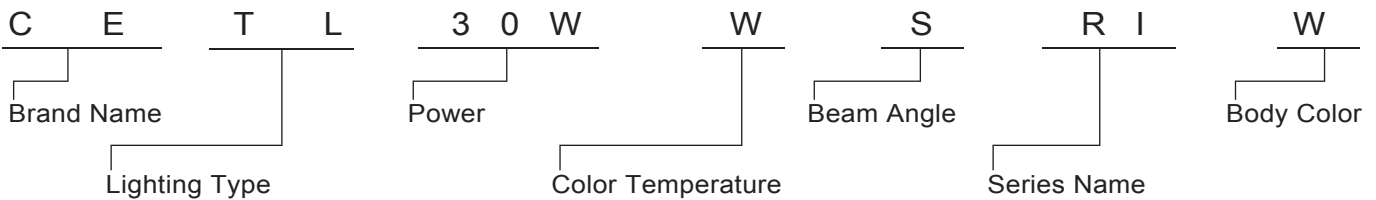
- Home use in living and dining rooms, bedrooms, halls and studies
- Hotel lounges, restaurants,
- Bedrooms, halls, conference rooms and foyers
- Clubs and social areas
- Ballrooms
- Shops and boutiques



Specifications:

Power	30W / 35W
Light Source	Bridgelux
Beam Angle	15° / 60°
Cover Diffuser	Clear Glass / Frosted Glass
Power Factor	>0.9
Input Voltage	AC 220~240V 50/60Hz or AC100~240V 50/60Hz
Total Harmonic Distortion	<20%
Color Rendering Index	80
Luminaire Efficacy	70lm/w(2700K),75lm/w(3000K),85lm/w(4000K), 90lm/w(5000K), 100lm/w(6500K)
LED Source Efficacy	95lm/w (2700K), 100lm/w (3000K),110lm/w (4000K),115lm/w (5000K), 125lm/w (6500K)
Life Time	50,000 Hours
Operating Temperature	-20°C~50°C
Operating Humidity	10%~90%RH
Finishing Materials	Aluminum and Safety Glass
Body Color	Matte White / Matte Black
RAL Color Code	RAL 9003 / RAL9005
Net Weight	2.5kg

Ordering Part No.:



Brand Name	Lighting Type	Power	Color Temperature	Beam Angle	Series Name	Body Color
CE: CELEX	TL: Track Light	30W 35W	O: 2700K W: 3000K N: 4000K D: 5000K C: 6500K	S: 15° L: 60°	RI: RON I Series	W: Matte White B: Matte Black