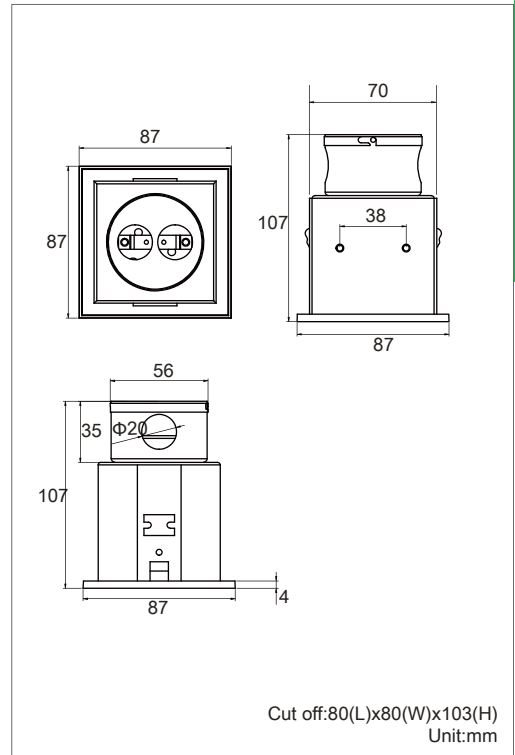


LED Down Light PAX I Series


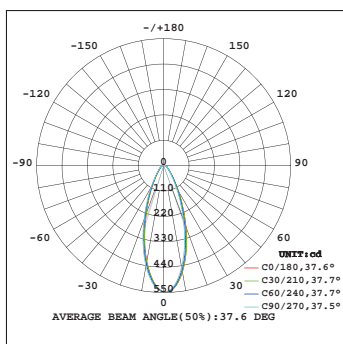
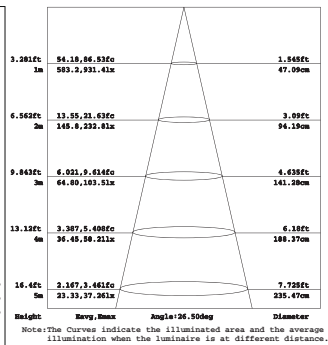
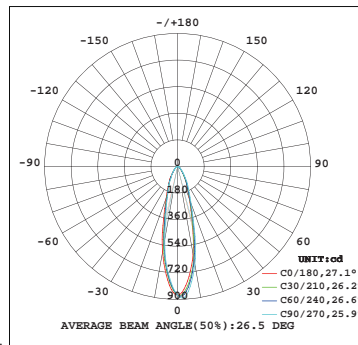

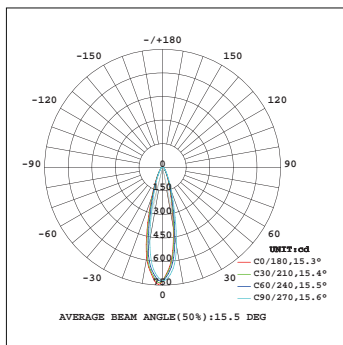


LED Down Light PAX I Series

Product Dimensions:



Luminous Intensity Distribution Diagram & Lux Distribution:



Manufacturing Quality Standard:

- ISO 9001:2008
- LED Luminaire Standard:
- EN/IEC 60598-1
- EN/IEC 60598-2-1
- EN/IEC 60598-2-2
- EN/IEC 60529
- EN/IEC 62471-2
- IEC 62612
- EN/IEC 60968
- IEC 62560
- EN/IEC 60061-1
- EN 13032-1
- EN 13032-2
- EN/IEC 62471

Electronic Driver Standard:

- EN/IEC 61347-1
- EN/IEC 61347-2-13
- EN/IEC 62384
- EN/IEC 61000-3-2
- EPA3050B
- EN 1122
- IEC 62321
- EPA3052
- EPA3060A
- EN/IEC 61000-3-3
- EN/IEC 61547
- EN 55015(CISPR 15)
- EPA7196A
- EPA3540C
- EPA8270C

RoHS Standard:

- EPA3050B
- EN 1122
- IEC 62321
- EPA3052
- EPA3060A
- EPA7196A
- EPA3540C
- EPA8270C

LED Luminaire Performance:

- IESNA LM-79-08
- IESNA LM-80-08
- Switching cycle:100,000x

LED Light Photometric Standard:

- CIE; TM14; LM-75; IES; LDT; CEN; CIB

LED Module Standard:

- IEC 62031
- IEC 60838-2-2

Emergency Standard:

- With CELEX-LED Emergency System
- HKFSD PPA 104A(4th Revision)
- EN 60598-2-22
- BS 6387
- BS EN 60598-2-22
- EN 61347-2-7
- BS EN 60702-2
- BS 5266-1
- BS 6207-3

Features:

- Recessed mounting type
- Metal casing with anti-static spray treatment
- #6063 aluminum die-casting cover and junction box
- Lamp holder GU10 LED MR16 (4W or 6W)
- Easy maintenance--- "front cover replacement"
- Optional clear glass cover or frosted cover
- Optional 1~10V driver for dimming control
- Optional battery kit for emergency lighting
- Optional DMX driver for DMX512 dimming control

Applications:

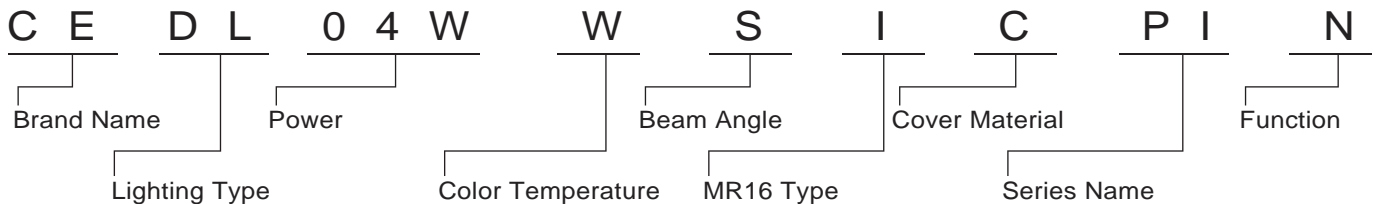
- Home use
- Hotel Lounges
- Restaurants
- Halls and clubs
- Ballrooms



Specifications:

Power	4W / 6W
Input Voltage	AC 220~240V 50/60Hz
Beam Angle Of LED MR16	15°/24°/36°
Lamp holder	GU10
Operating Temperatures	-20~50°C
Operating Humidity	10%~90%RH
Finishing Materials	Aluminum Cover and Metal Box Optional Glass Cover
Body Color	Matt White
RAL Color Code	6016

Ordering Part No.:



Brand Name	Lighting Type	Power	Color Temperature	Beam Angle	MR16 Type	Materials Cover	Series Name	Function
CE: CELEX	DL: Down Light	4W	O: 2700K W: 3000K N: 4000K D: 5000K C: 6500K	S: 15°	I: IVA MR16	N: No Glass Cover C: Clear Glass Cover F: Frosted Glass Cover	PI: PAX I Series	E: Emergency N: Switching On/ Off (AC 220~240V)
		6W		M: 24° L: 36°	F: FORMA MR16			