

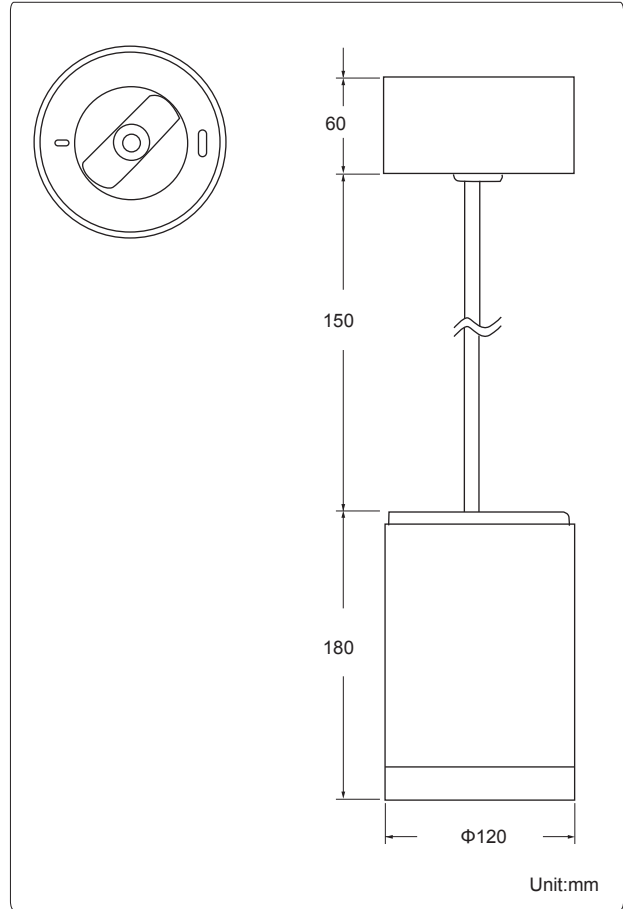
LED Pendant Light MOLLY V Series



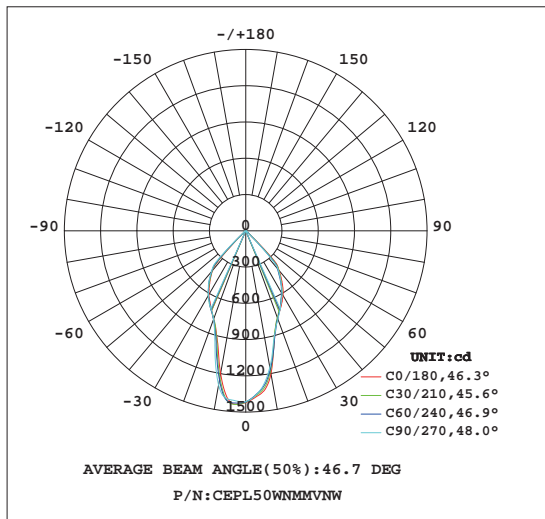
LED Pendant Light MOLLY V Series




Product Dimensions:



Luminous Intensity Distribution Diagram:



Lux Distribution:



Manufacturing Quality Standard:

- ISO 9001:2008
- EN/IEC 60598-1
- EN/IEC 60598-2-1
- EN/IEC 60598-2-2
- EN/IEC 60529
- EN/IEC 62471-2
- IEC 62612
- EN/IEC 60968
- IEC 62560
- EN/IEC 60061-1
- EN 13032-1
- EN 13032-2
- EN/IEC 62471

LED Luminaire Standard:

- EN/IEC 60598-1
- EN/IEC 60598-2-1
- EN/IEC 60598-2-2
- EN/IEC 60529
- EN/IEC 62471-2
- IEC 62612
- EN/IEC 60968

Electronic Driver Standard:

- EN/IEC 61347-1
- EN/IEC 61347-2-13
- EN/IEC 62384
- EN/IEC 61000-3-2
- EN/IEC 61000-3-3
- EN/IEC 61547
- EN 55015(CISPR 15)

LED Module Standard:

- IEC 62031
- IEC 60838-2-2

LED Light Photometric Standard:

- CIE; TM14; LM-75; IES; LDT; CEN; CIB

RoHS Standard:

- EPA3050B
- EN 1122
- IEC 62321
- EPA3052
- EPA3060A
- EPA7196A
- EPA3540C
- EPA8270C

LED Luminaire Performance:

- IESNA LM-79-08
- IESNA LM-80-08
- Switching cycle:100,000x

Emergency Standard:

- With CELEX-LED Emergency System
- HKFSD PPA 104A(4th Revision)
- EN 60598-2-22
- BS 6387
- BS EN 60598-2-22
- EN 61347-2-7
- BS EN 60702-2
- BS 5266-1
- BS 6207-3



Features:

- Recess mounted type
- Die casting aluminum
- Static spray coating surface
- Unique fin design
- Uniform illumination with special aluminum reflector
- High power efficiency (>0.85) and power factor(>0.9)
- Remote-type LED driver

Applications:

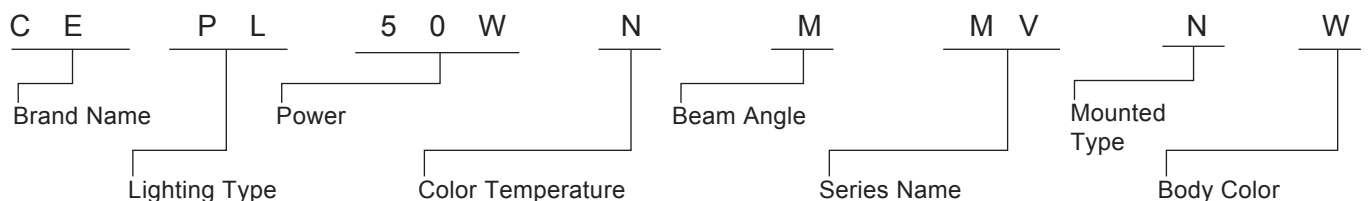
- Home use
- Hotel Lounges
- Restaurants
- Halls and clubs
- Ballrooms



Specifications:

Power	50W
Light Source	Bridgelux
Beam Angle	15° / 60°
Cover Diffuser	Clear Glass / Frosted Glass
Power Factor	>0.9
Input Voltage	AC 220~240V 50/60Hz or AC100~240V 50/60Hz
Total Harmonic Distortion	<20%
Color Rendering Index	80
Luminaire Efficacy	70lm/w(2700K),75lm/w(3000K),85lm/w(4000K), 90lm/w(5000K),100lm/w(6500K)
LED Source Efficacy	95lm/w (2700K), 100lm/w (3000K),110lm/w (4000K),115lm/w (5000K), 125lm/w (6500K)
Life Time	50,000 Hours
Operating Temperature	-20°C~50°C
Operating Humidity	10%~90%RH
Finishing Materials	Aluminum and Safety Glass
Body Color	Matte White / Matte Black
RAL Color Code	RAL 9003 / RAL 9005
Net Weight	1.8kg

Ordering Part No.:



Brand Name	Lighting Type	Power	Color Temperature	Beam Angle	Series Name	Mounted Type	Body Color
CE: CELEX	PL: Pendant Light	50W	O: 2700K W: 3000K N: 4000K D: 5000K C: 6500K	S: 20° M:60°	MV: MOLLY V Series	S: Surface Mouted	W: Matte White B: Matte Black