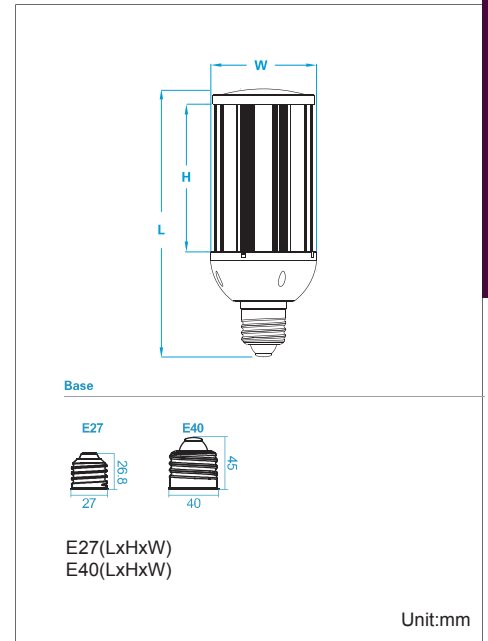




Metal halide 70W CFL 100W HPS 70W

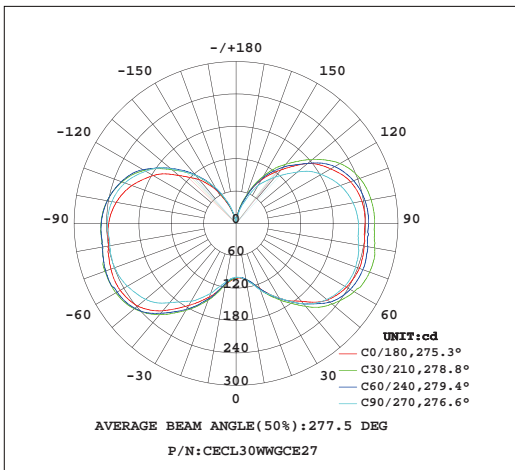
Product Dimensions:



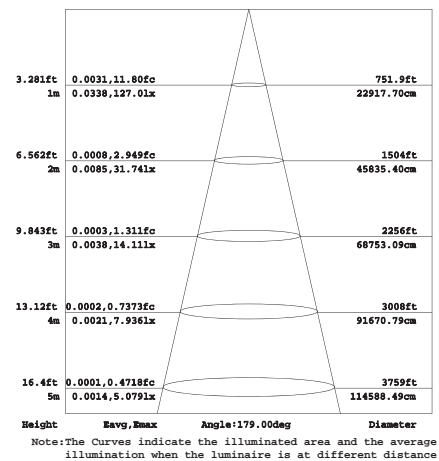
Advantages

| | | |
|---|---------------------------------------|--|
| <p>1</p> <p>LM80 Passed SAMSUNG SMD 5630</p> | <p>2</p> <p>360 degree beam angle</p> | <p>3</p> <p>flame retardant material</p> |
|---|---------------------------------------|--|

Luminous Intensity Distribution Diagram:



Lux Distribution:



Manufacturing Quality Standard:

- ISO 9001:2008
- EN/IEC 60598-1
- EN/IEC 60598-2-1
- EN/IEC 60598-2-2
- EN/IEC 60529
- EN/IEC 62471-2
- IEC 62612
- EN/IEC 60968
- IEC 62560
- EN/IEC 60061-1
- EN 13032-1
- EN 13032-2
- EN/IEC 62471
- EN/IEC 60825
- EN 60061-1



Electronic Driver Standard:

- EN/IEC 61347-1
- EN/IEC 61347-2-13
- EN/IEC 62384
- EN/IEC 61000-3-2
- EN/IEC 61000-3-3
- EN/IEC 61547
- EN 55015(CISPR 15)

LED Module Standard:

- IEC 62031
- IEC 60838-2-2

RoHS Standard:

- EPA3050B
- EN 1122B
- IEC 62321
- EPA3052
- EPA3060A
- EPA7196A
- EPA3540C
- EPA8270D

LED Luminaire Performance:

- Switching cycle:100,000x

LED Light Photometric Standard:

- CIE; TM14; LM-75; IES; LDT; CEN; CIB

Features:

- Samsung led, high lumen, above 110lm/w
- Replace HPS, CFL, halide bulb

Applications:

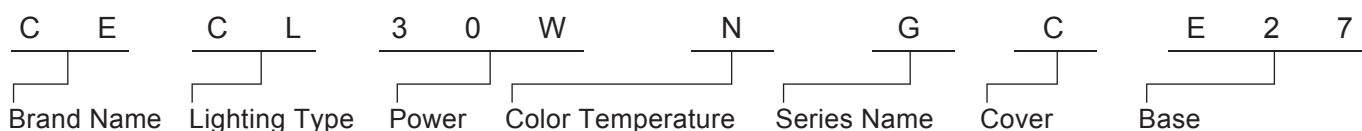
- Street
- Garden
- Warehouse
- Park



Specifications:

| Power | 30W | 36W | 45W | 54W |
|-----------------------|---|----------------|----------------|----------------|
| LED Quantity | 90PCS | 117PCS | 144PCS | 180PCS |
| E27 (LxHxW) | 204x90x92.8mm | 234x120x92.8mm | 264x151x92.8mm | 264x151x92.8mm |
| E40 (LxHxW) | 214x90x92.8mm | 244x120x92.8mm | 274x151x92.8mm | 274x151x92.8mm |
| Net Weight | 645g | 745g | 832g | 878g |
| Input Voltage | AC 85~265V 50/60Hz | | | |
| Power Factor | ≥0.9 | | | |
| Beam Angle | 265° | | | |
| Color Rendering Index | 80 | | | |
| Luminaire Efficacy | * 100lm/w (3000K), * 105lm/w (4000K), * 110lm/w (6500K) | | | |
| LED Source | Samsung | | | |
| Life Time | 50,000 Hours at Ta=40°C | | | |
| Operating Temperature | -20~50°C | | | |
| Operating Humidity | 10%~90%RH | | | |
| Finishing Materials | Milky / Clear Polycarbonate | | | |
| Body Color | Matt White | | | |
| RAL Color Code | 6016 | | | |

Ordering Part No.:



| Brand Name | Lighting Type | Power | Color Temperature | Series Name | Cover | Base |
|------------|----------------|--------------------------|----------------------------------|-------------------|--|------------|
| CE: CELEX | CL: Corn Light | 30W 36W 45W 54W | W: 3000K N: 4000K C: 6500K | G: GRENADE Series | M: Milky Polycarbonate C: Clear Polycarbonate | E27 E40 |

Application

