


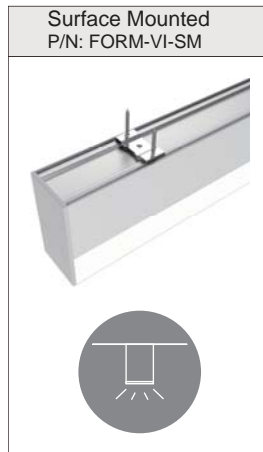

LED Linear Light FORM VI Series



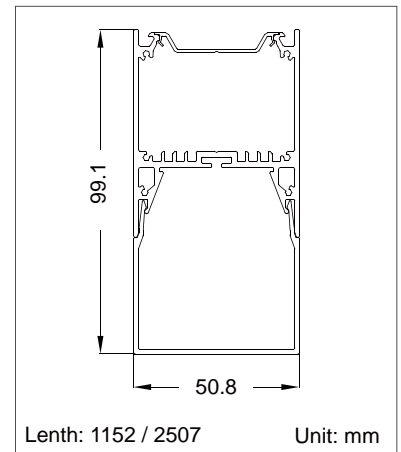
Light Effect



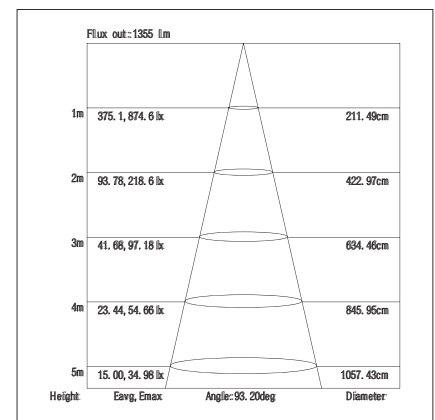
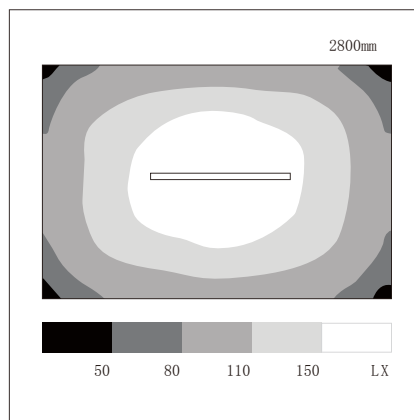
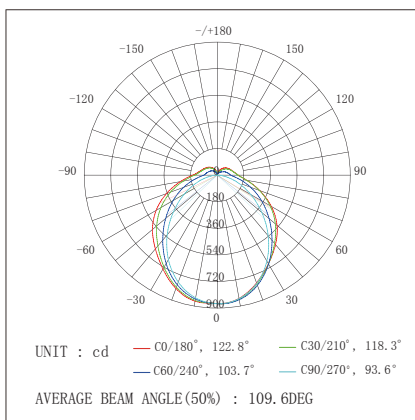
Installation Method:



Product Dimensions:



Luminous Intensity Distribution Diagram & Lux Distribution:



Manufacturing Quality Standard:

- ISO 9001:2008

LED Luminaire Standard:

- EN/IEC 60598-1
- EN/IEC 60598-2-1
- EN/IEC 60598-2-2
- EN/IEC 60529
- EN/IEC 62471-2
- IEC 62612
- EN/IEC 60968
- IEC 62560
- EN/IEC 60061-1
- EN 13032-1
- EN 13032-2
- EN/IEC 62471
- EN/IEC 60825
- EN 60061-1
- UL

Electronic Driver Standard:

- EN/IEC 61347-1
- EN/IEC 61347-2-13
- EN/IEC 62384
- EN/IEC 61000-3-2
- EN/IEC 61000-3-3
- EN/IEC 61547
- EN 55015(CISPR 15)

LED Module Standard:

- IEC 62031
- IEC 60838-2-2

LED Light Photometric Standard:

- CIE; TM14; LM-75; IES; LDT; CEN; CIB

RoHS Standard:

- EPA3050B
- EN 1122B
- IEC 62321
- EPA3052
- EPA3060A
- EPA7196A
- EPA3540C
- EPA8270D

LED Luminaire Performance:

- LM-80-08
- L70
- Switching cycle:100,000x

Features:

- Integrated-type LED driver
- Use aluminum profiles, screwless plastic end caps and U shape PC dispensers with high transmittance.
- The lightings provide uniform and consistent lumination without glare because of the light leakage prevented structure and specially designed light outlet angle of the profiles.
- Can be installed in different methods, including surface mounting, pendant and recessed installing, totally easy and convenient and no disassembly at all.
- The build-in integrated power supply is safe, efficient without stroboflash.

Applications:

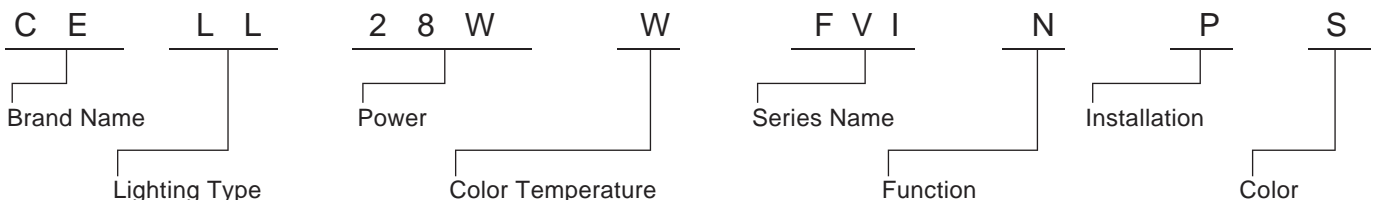
- Ballrooms
- Office Rooms
- Hotel Lounges
- Corridor
- Shopping Mall



Specifications:

Power	28W	55W
Size(length)	1152mm	2507mm
Input Voltage	AC 100~277V 50/60Hz	
Power Factor	>0.95	
Beam Angle	110°	
Color Rendering Index	80	
Luminaire Efficacy	80lm/w(2700K),85lm/w(3000K),95lm/w(4000K),100lm/w(5000K),105lm/w(6500K)	
LED Source Efficacy	90lm/w (2700K), 95lm/w (3000K),110lm/w (4000K),115lm/w (5000K),120lm/w(6500K)	
LED Source	Taiwan	
Life Time	50,000 Hours at Ta=25°C	
Operating Temperature	-20°C~70°C	
Operating Humidity	0~90%RH	
Installation	Pendant / Recessed / Surface mounted	
Finishing Materials	Extruded Aluminium Alloy and UV Resistive PC	
Body Color	Silver / White / Black	
RAL Color Code	RAL 9006 / RAL 9003 / RAL 9017	

Ordering Part No.:



Brand Name	Lighting Type	Power	Color Temperature	Series Name	Function	Installation	Color
CE: CELEX	LL: Linear Light	28W 55W	O: 2700K W: 3000K N: 4000K D: 5000K C: 6500K	FVI: FORM VI Series	D:DMX 512 Dimming E:Emergency(3hrs) N:Switch In T:Triac Dimming Leading Edge V:1~10V Dimming I: Dali Dimming	P: Pendant R: Recessed SM: Surface Mounted	S: Silver W: White B: Black