

LED Down Light CROWN III Series 8"



LED Down Light CROWN III Series 8"

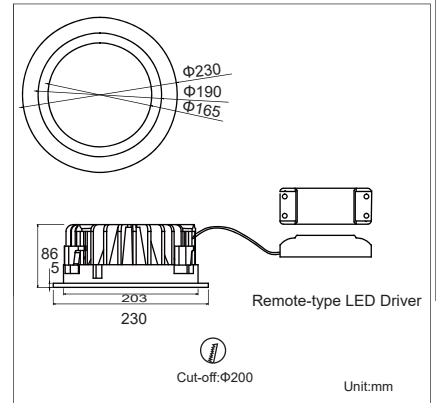


Light Source: SMD



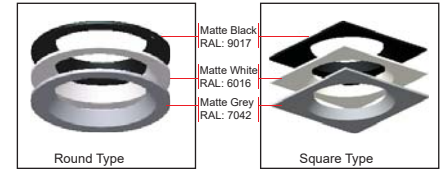
Light Source: COB

Product Dimensions:



<p>Trim Cover Square Type</p>	<p>230mm 86mm Cut-off: Φ200</p>	<p>Trim Cover Square Type</p>	<p>230mm 86mm Cut-off: Φ200</p>
<p>Drop Glass Round Type</p>	<p>Φ230mm 105mm Cut-off: Φ200</p>	<p>Drop Glass Round Type</p>	<p>Φ230mm 105mm Cut-off: Φ200</p>
<p>Drop Glass Square Type</p>	<p>230mm 105mm Cut-off: Φ200</p>	<p>Drop Glass Square Type</p>	<p>230mm 105mm Cut-off: Φ200</p>

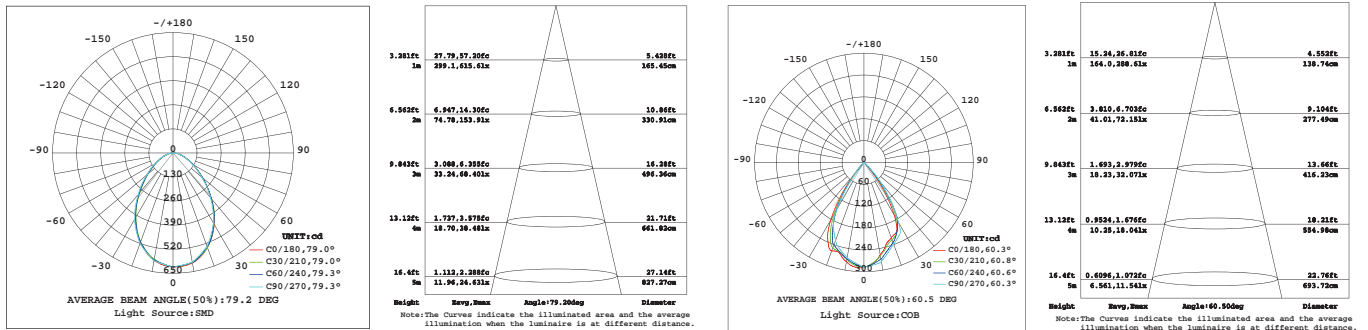
Trim Cover



Drop Glass Version



Luminous Intensity Distribution Diagram & Lux Distribution:



Manufacturing Quality Standard:

- ISO 9001:2008
- LED Luminaire Standard:**
 - EN/IEC 60598-1
 - EN/IEC 60598-2-1
 - EN/IEC 60598-2-2
 - EN/IEC 60529
 - EN/IEC 62471-2
 - IEC 62612
 - EN/IEC 60968
- IEC 62560
- EN/IEC 60061-1
- EN 13032-1
- EN 13032-2
- EN/IEC 62471

Electronic Driver Standard:

- EN/IEC 61347-1
- EN/IEC 61347-2-13
- EN/IEC 62384
- EN/IEC 61000-3-2
- EN/IEC 61000-3-3
- EN/IEC 61547
- EN 55015(CISPR 15)

LED Module Standard:

- IEC 62031
- IEC 60838-2-2

LED Light Photometric Standard:

- CIE; TM14; LM-75; IES; LDT; CEN; CIB

RoHS Standard:

- EPA3050B
- EN 1122
- IEC 62321
- EPA3052
- EPA3060A
- EPA7196A
- EPA3540C
- EPA8270C

LED Luminaire Performance:

- IESNA LM-79-08
- IESNA LM-80-08
- Switching cycle: 100,000x

Emergency Standard:

- With CELEX-LED Emergency System
- HKFSD PPA 104A(4th Revision)
- EN 60598-2-22
- BS 6387
- BS EN 60598-2-22
- EN 61347-2-7
- BS EN 60702-2
- BS 5266-1
- BS 6207-3

Features:

- Recess mounted type
- Die casting aluminum
- Static spray coating surface
- Unique fin design
- Uniform illumination with special diffuser
- High power efficiency (>0.85) and power factor(>0.9)
- Remote-type LED driver
- Optional 1~10V driver for dimming control
- Optional dali driver for dimming control
- Optional DMX driver for dimming control
- Optional battery kit for emergency lighting
- Optional DMX driver for DMX512 dimming control

Applications:

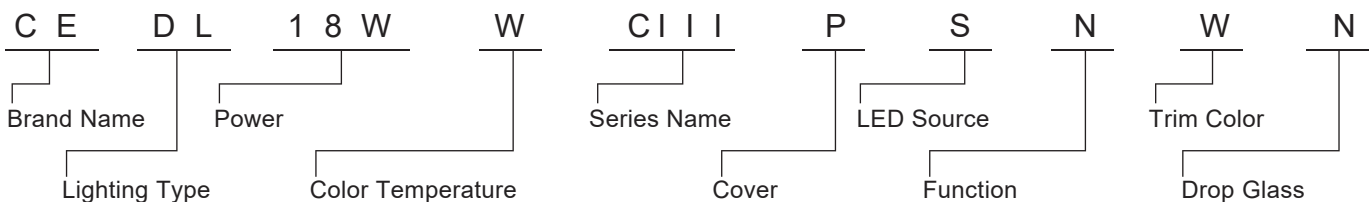
- Home use
- Hotel Lounges
- Restaurants
- Halls and clubs
- Ballrooms



Specifications:

Power	19W	23W	29W	38W	20W	30W	40W
Light Sources	SMD				COB		
Beam Angle	90°				60°		
Cover Diffuser	Milky Polycarbonate or Frosted Glass				Clear Glass		
Power Factor	>0.9						
Input Voltage	AC 220~240V 50/60Hz						
Color Rendering Index	80						
Luminaire Efficacy	70lm/w(2700K), 75lm/w(3000K), 85lm/w(4000K), 90lm/w (5000K), 100lm/w (6500K)						
LED Source Efficacy	95lm/w (2700K), 100lm/w (3000K), 110lm/w (4000K), 115lm/w (5000K), 125lm/w (6500K)						
Life Time	50,000 Hours at Ta=40°C						
Operating Temperature	-20°C~50°C						
Operating Humidity	10%~90%RH						
Finishing Materials	Aluminum						
Body Color	Matte White / Matte Black						
RAL Color Code	9016 / 9005						
Net Weight	1.3kg						

Ordering Part No.:



Brand Name	Lighting Type	Power	Color Temperature	Series Name	Cover Diffuser	LED Source	Function	Trim Color	Drop Glass
CE: CELEX	DL: Down Light	19W 20W 23W 29W 30W 38W 40W	O: 2700K W: 3000K N: 4000K D: 5000K C: 6500K	CIII: CROWN III Series	P: Polycarbonate G: Frosted Glass C: Clear Glass	S: SMD C: COB	D:DMX 512 Dimming E:Emergency(3hrs) N:Switch In T:Triac Dimming Leading Edge V:1~10V Dimming	W: Matte White B: Matte Black S: Matte Silver	N: No S: Square Type R: Round Type